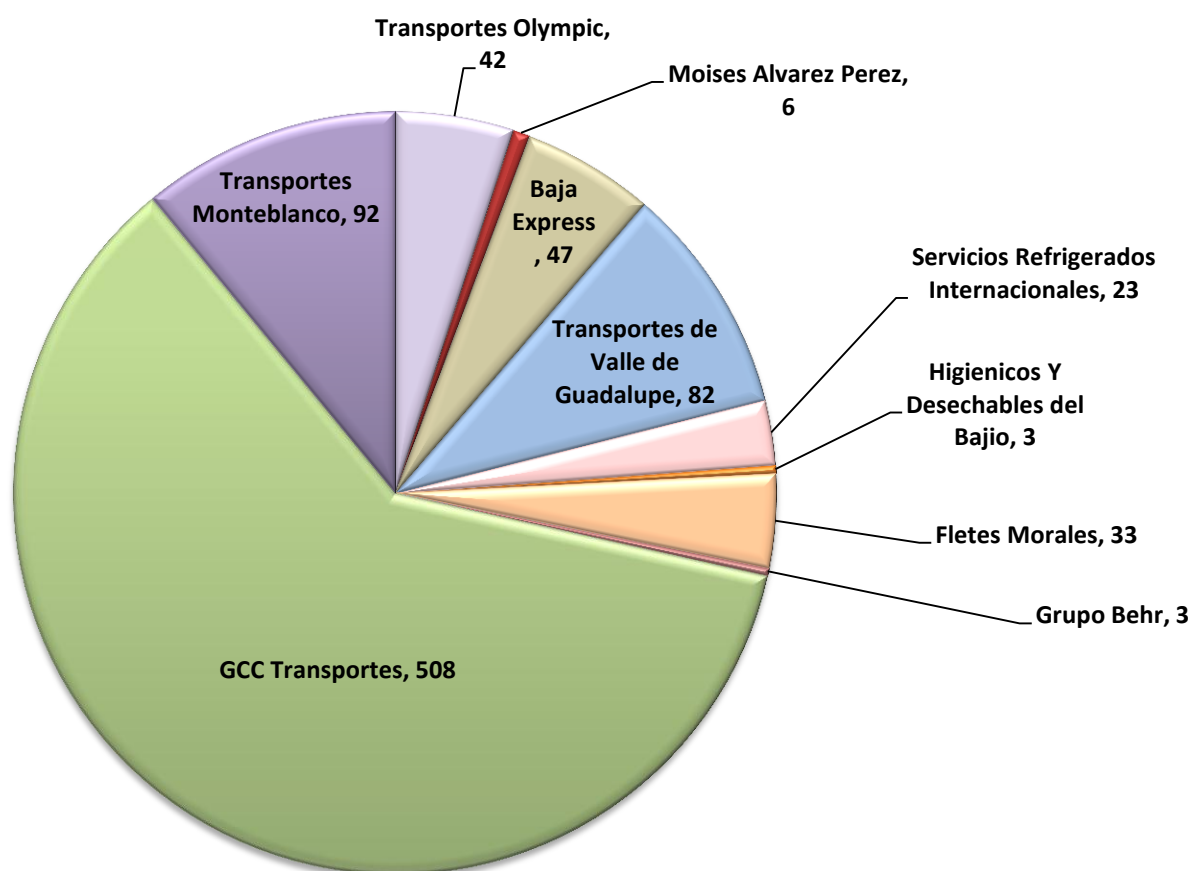


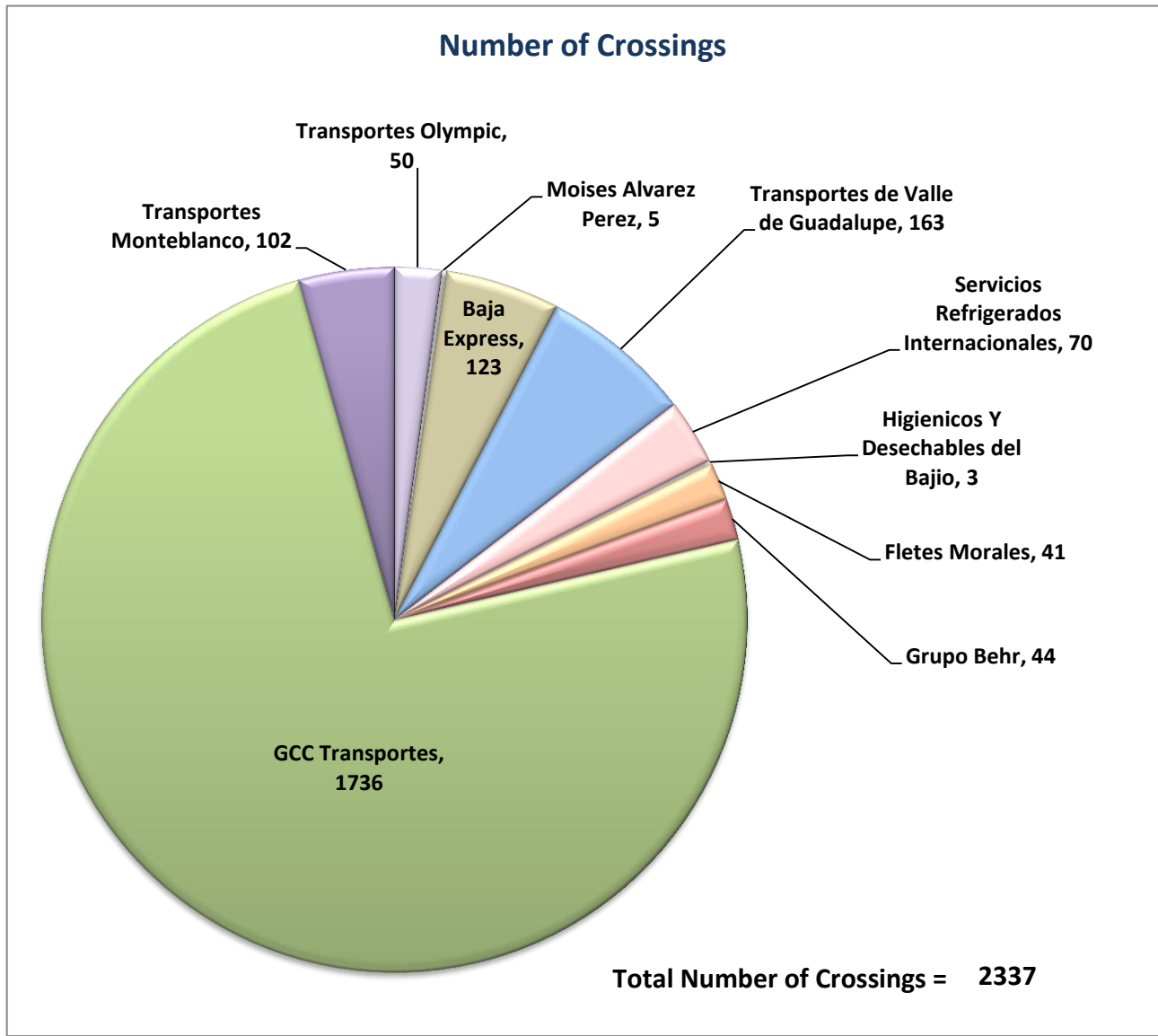
Number of Inspections



Total Number of Inspections = 839

*Aggregate Data thru March 31, 2013

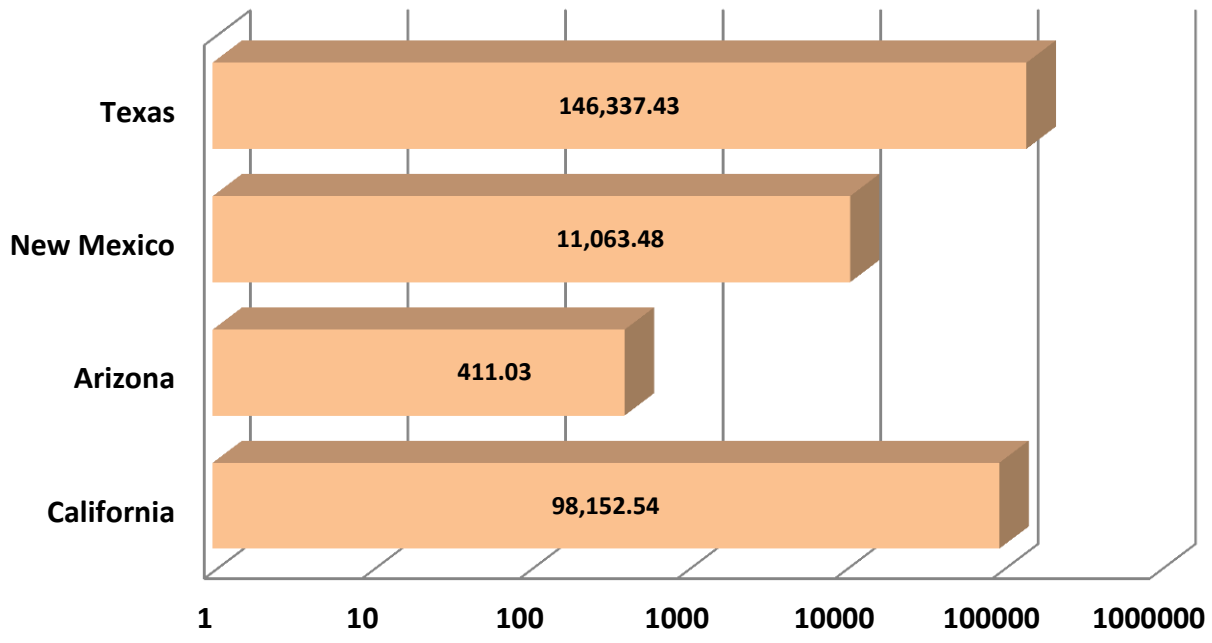
Carrier Name	Number of Inspections
TRANSPORTES OLYMPIC	42
MOISES ALVAREZ PEREZ	6
BAJA EXPRESS TRANSPORTES SA DE CV	47
TRANSPORTES DEL VALLE DE GUADALUPE SA DE CV	82
SERVICIOS REFRIGERADOS INTERNACIONALES SA DE CV	23
HIGIENICOS Y DESECHABLES DEL BAJIO SA DE CV	3
JOSE GUADALUPE MORALES GUEVARA DBA FLETES MORALES	33
GRUPO BEHR	3
GCC TRANSPORTE SA DE CV	508
TRANSPORTES MONTEBLANCO	92
Total Number of Inspections	839



*Aggregate Data thru March 31, 2013

Carrier Name	Number of Crossings
TRANSPORTES OLYMPIC	50
MOISES ALVAREZ PEREZ	5
BAJA EXPRESS TRANSPORTES SA DE CV	123
TRANSPORTES DEL VALLE DE GUADALUPE SA DE CV	163
SERVICIOS REFRIGERADOS INTERNACIONALES SA DE CV	70
HIGIENICOS Y DESECHABLES DEL BAJIO SA DE CV	3
JOSE GUADALUPE MORALES GUEVARA DBA FLETES MORALES	41
GRUPO BEHR	44
GCC TRANSPORTE SA DE CV	1736
TRANSPORTES MONTEBLANCO	102
Total Number of Crossings	2337

Southern Border States Miles

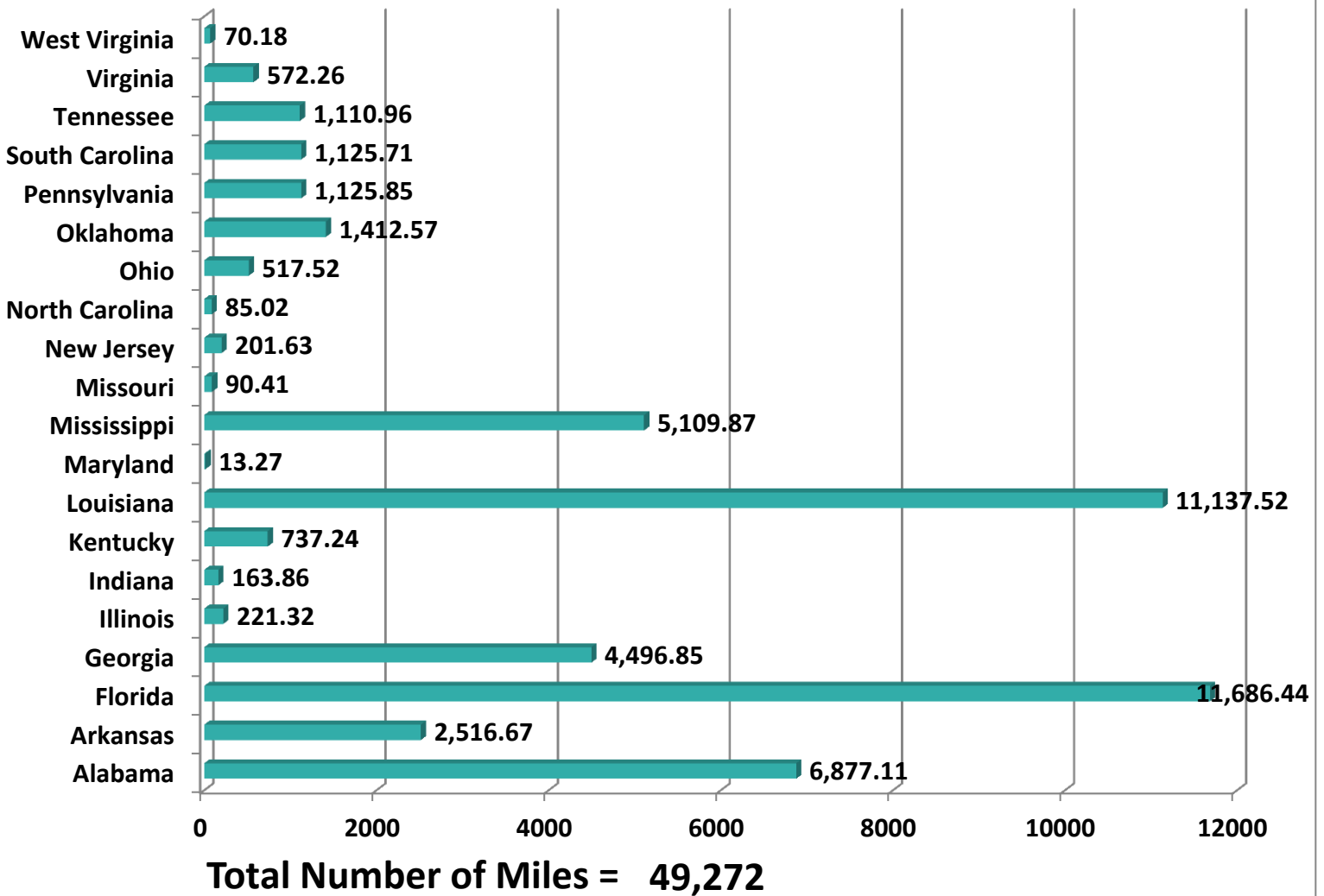


Total Number of Miles = 255,964

*Aggregate Data thru March 31, 2013

Southern Border States	Number of Miles
Texas	146,337.43
New Mexico	11,063.48
Arizona	411.03
California	98,152.54
Total Number of Miles	255,964

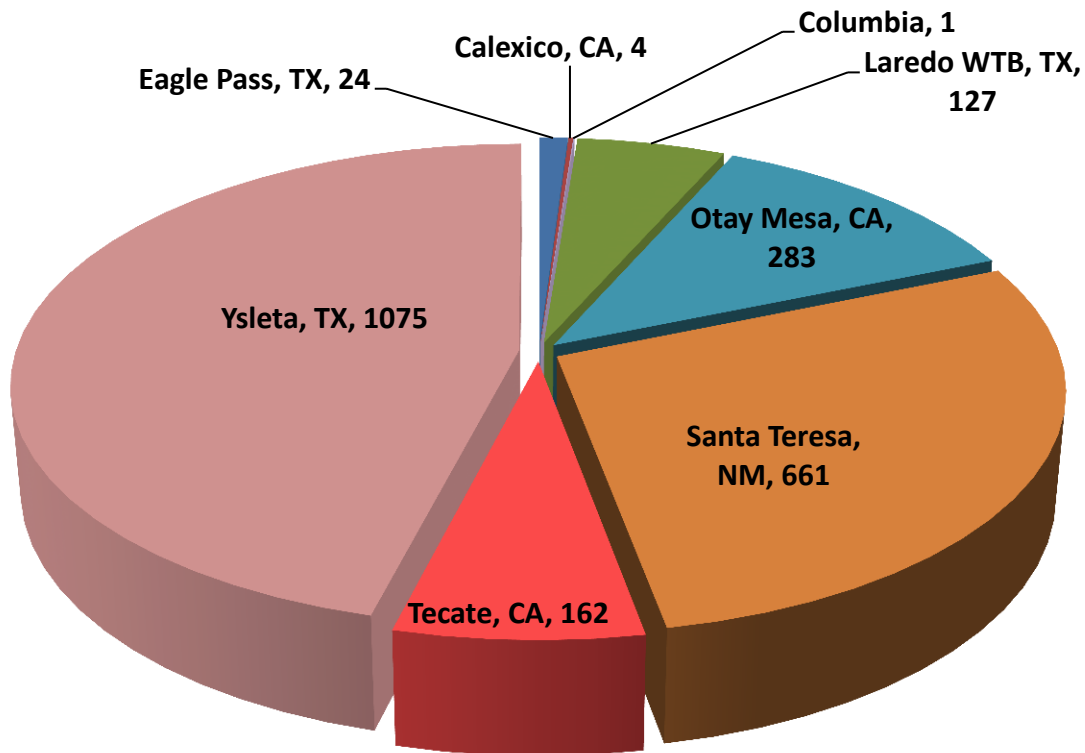
Non-Border States Miles



*Aggregate Data thru March 31, 2013

Non-Border States	Number of Miles
Alabama	6,877.11
Arkansas	2,516.67
Florida	11,686.44
Georgia	4,496.85
Illinois	221.32
Indiana	163.86
Kentucky	737.24
Louisiana	11,137.52
Maryland	13.27
Mississippi	5,109.87
Missouri	90.41
New Jersey	201.63
North Carolina	85.02
Ohio	517.52
Oklahoma	1,412.57
Pennsylvania	1,125.85
South Carolina	1,125.71
Tennessee	1,110.96
Virginia	572.26
West Virginia	70.18
Total Number of Miles	49,272

Crossing Locations



*Aggregate Data thru March 31, 2013

Crossing Locations	Number of Crossings
Eagle Pass, TX	24
Calexico, CA	4
Columbia	1
Laredo WTB, TX	127
Otay Mesa, CA	283
Santa Teresa, NM	661
Tecate, CA	162
Ysleta, TX	1075