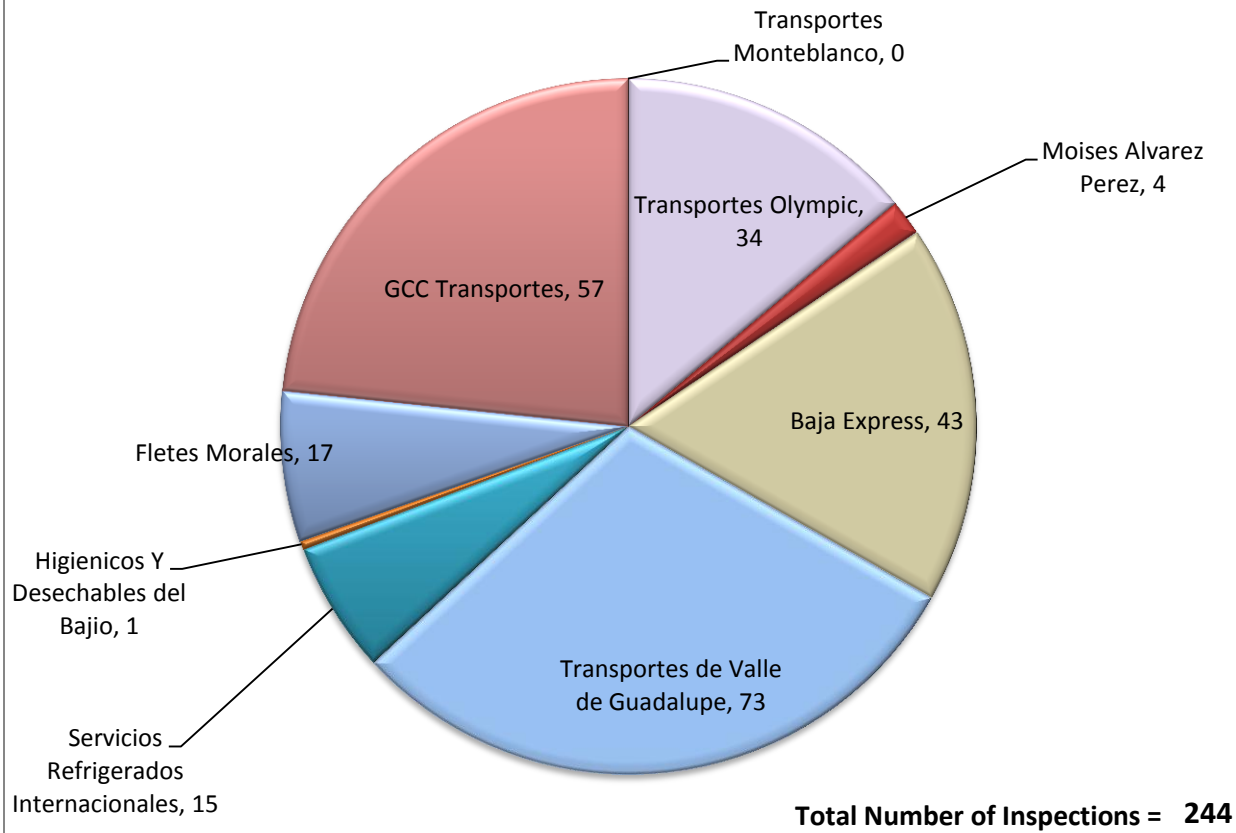


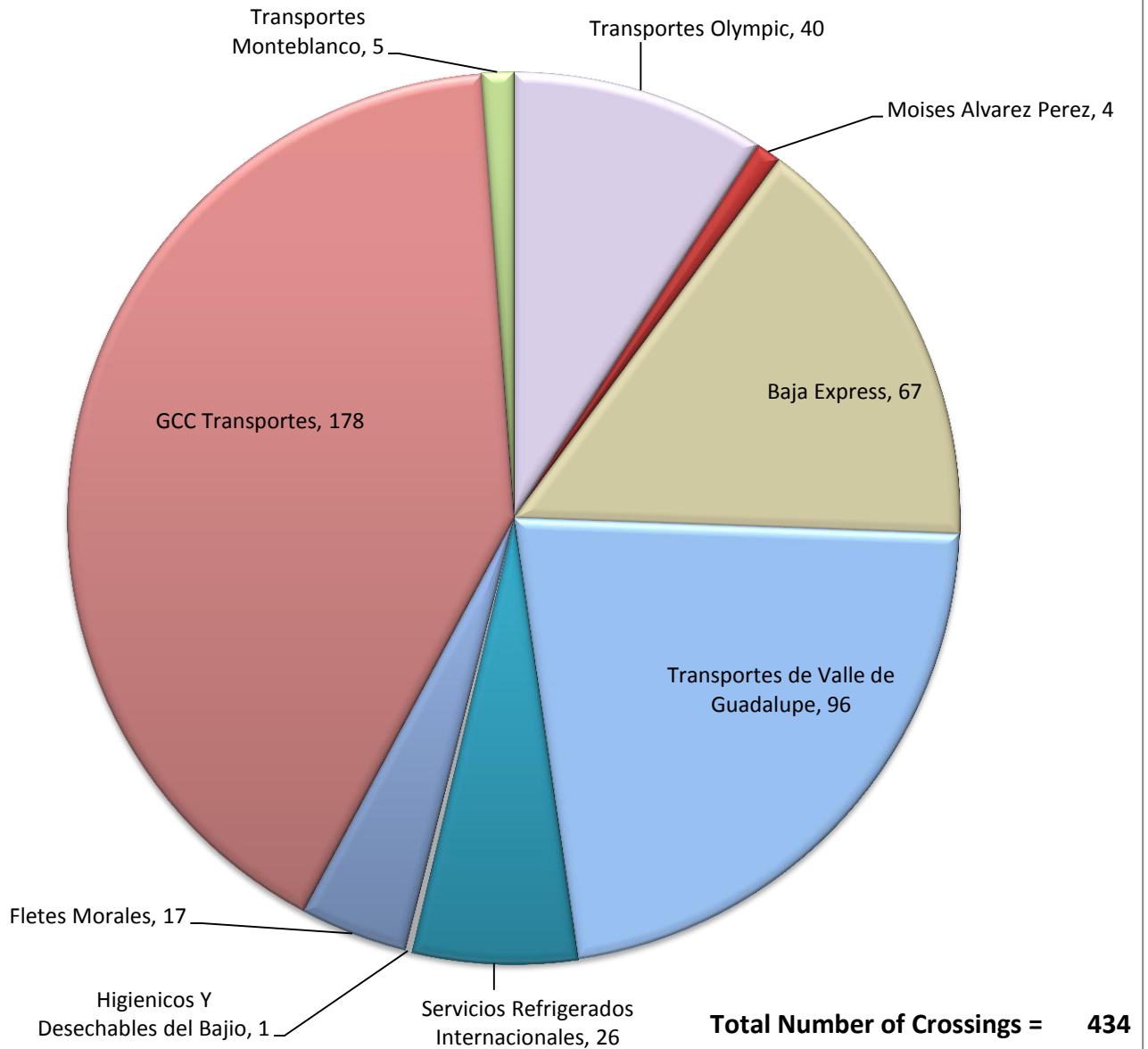
Number of Inspections



*Aggregate Data thru November 18, 2012

Carrier Name	Number of Inspections
TRANSPORTES OLYMPIC	34
MOISES ALVAREZ PEREZ	4
BAJA EXPRESS TRANSPORTES SA DE CV	43
TRANSPORTES DEL VALLE DE GUADALUPE SA DE CV	73
SERVICIOS REFRIGERADOS INTERNACIONALES SA DE CV	15
HIGIENICOS Y DESECHABLES DEL BAJIO SA DE CV	1
JOSE GUADALUPE MORALES GUEVARA DBA FLETES MORALES	17
GCC TRANSPORTE SA DE CV	57
TRANSPORTES MONTEBLANCO	0
Total Number of Inspections	244

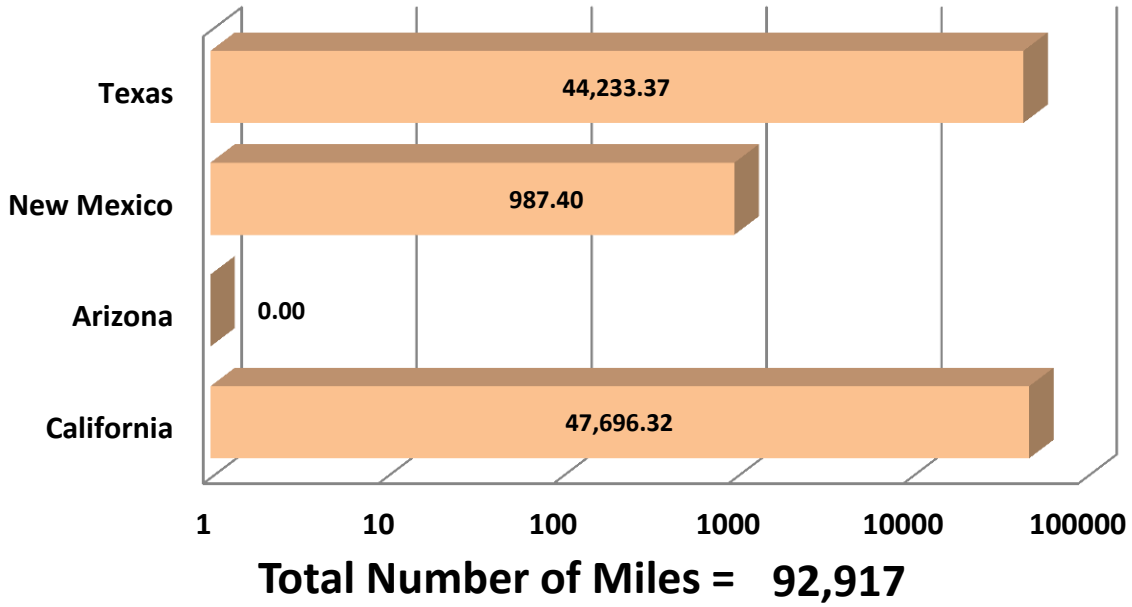
Number of Crossings



*Aggregate Data thru November 18, 2012

Carrier Name	Number of Crossings
TRANSPORTES OLYMPIC	40
MOISES ALVAREZ PEREZ	4
BAJA EXPRESS TRANSPORTES SA DE CV	67
TRANSPORTES DEL VALLE DE GUADALUPE SA DE CV	96
SERVICIOS REFRIGERADOS INTERNACIONALES SA DE CV	26
HIGIENICOS Y DESECHABLES DEL BAJIO SA DE CV	1
JOSE GUADALUPE MORALES GUEVARA DBA FLETES MORALES	17
GCC TRANSPORTE SA DE CV	178
TRANSPORTES MONTEBLANCO	5
Total Number of Inspections	434

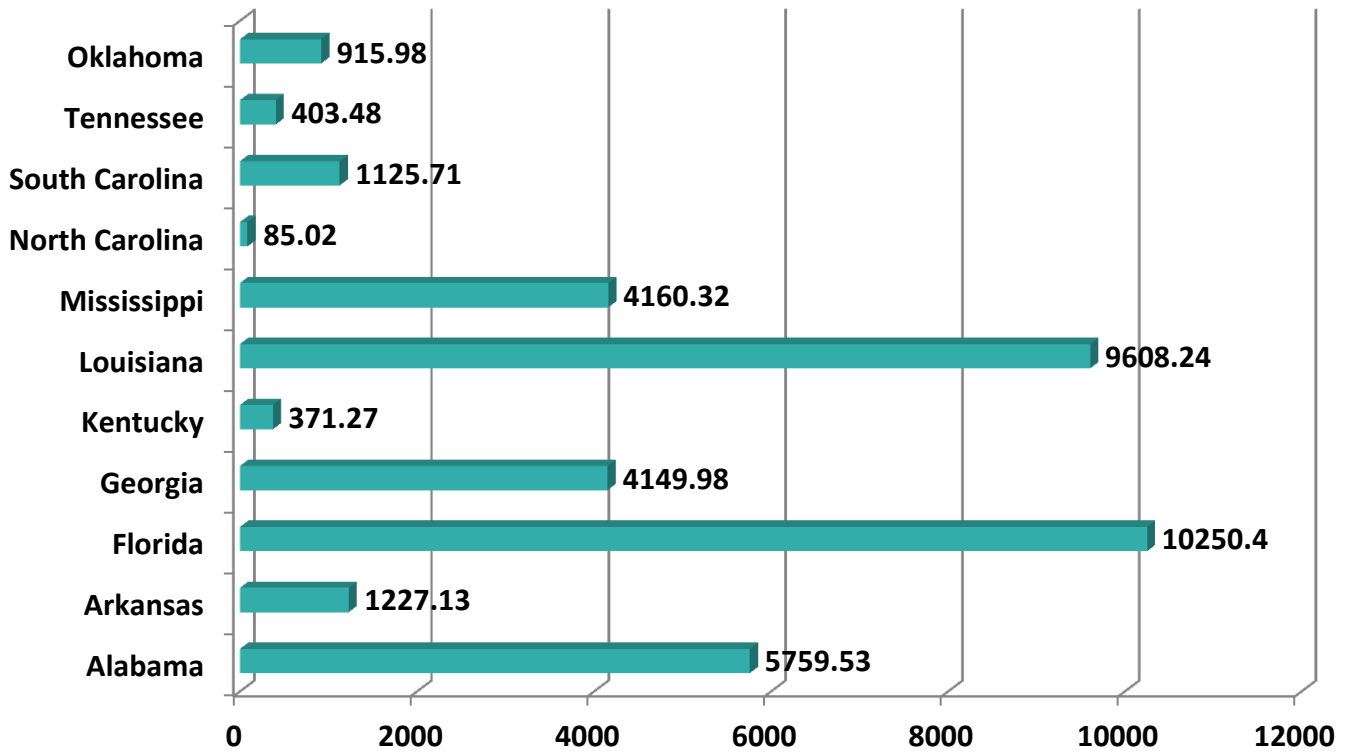
Southern Border States Miles



*Aggregate Data thru November 18, 2012

Southern Border States	Number of Miles
Texas	44,233.37
New Mexico	987.40
Arizona	0
California	47,696.32
Total Number of Miles	92,917

Non-Border States Miles

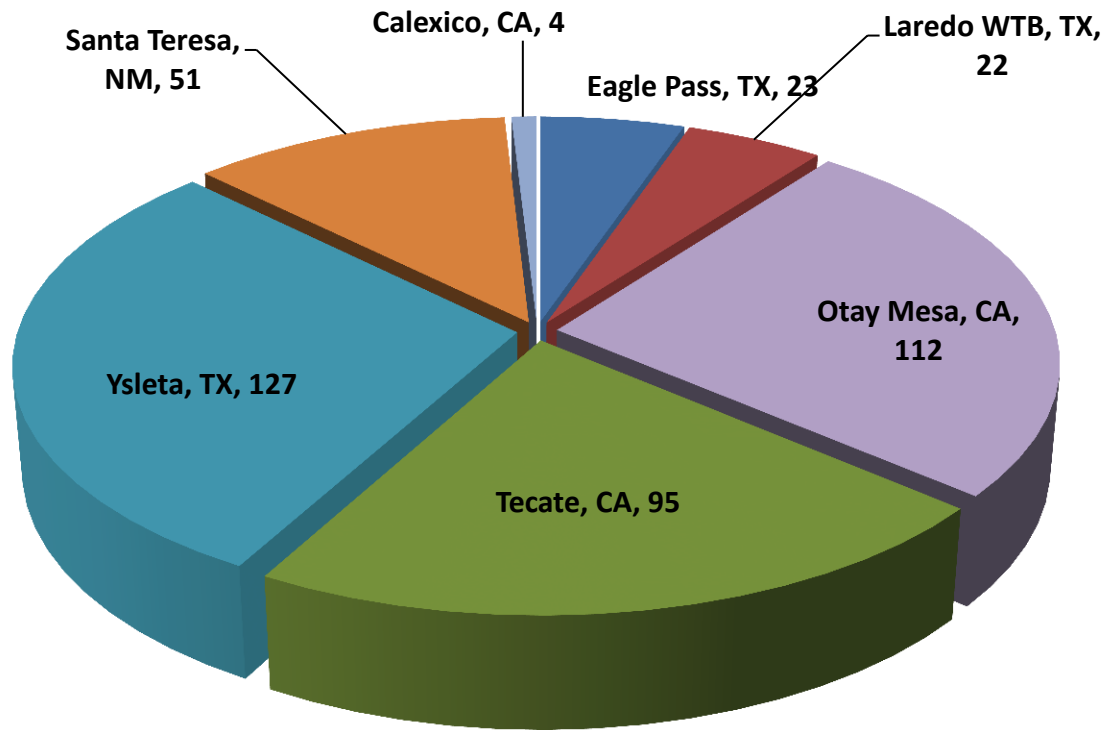


Total Number of Miles = 38,057

*Aggregate Data thru November 18, 2012

Non-Border States	Number of Miles
Oklahoma	915.98
Tennessee	403.48
South Carolina	1,125.71
North Carolina	85.02
Mississippi	4,160.32
Louisiana	9,608.24
Kentucky	371.27
Georgia	4,149.98
Florida	10,250.40
Arkansas	1,227.13
Alabama	5,759.53
Total Number of Miles	38,057

Crossing Locations



*Aggregate Data thru November 18, 2012

Crossing Locations	Number
Tecate, CA	95
Calexico, CA	4
Eagle Pass, TX	23
Laredo WTB, TX	22
Otay Mesa, CA	112
Ysleta, TX	127
Santa Teresa, NM	51