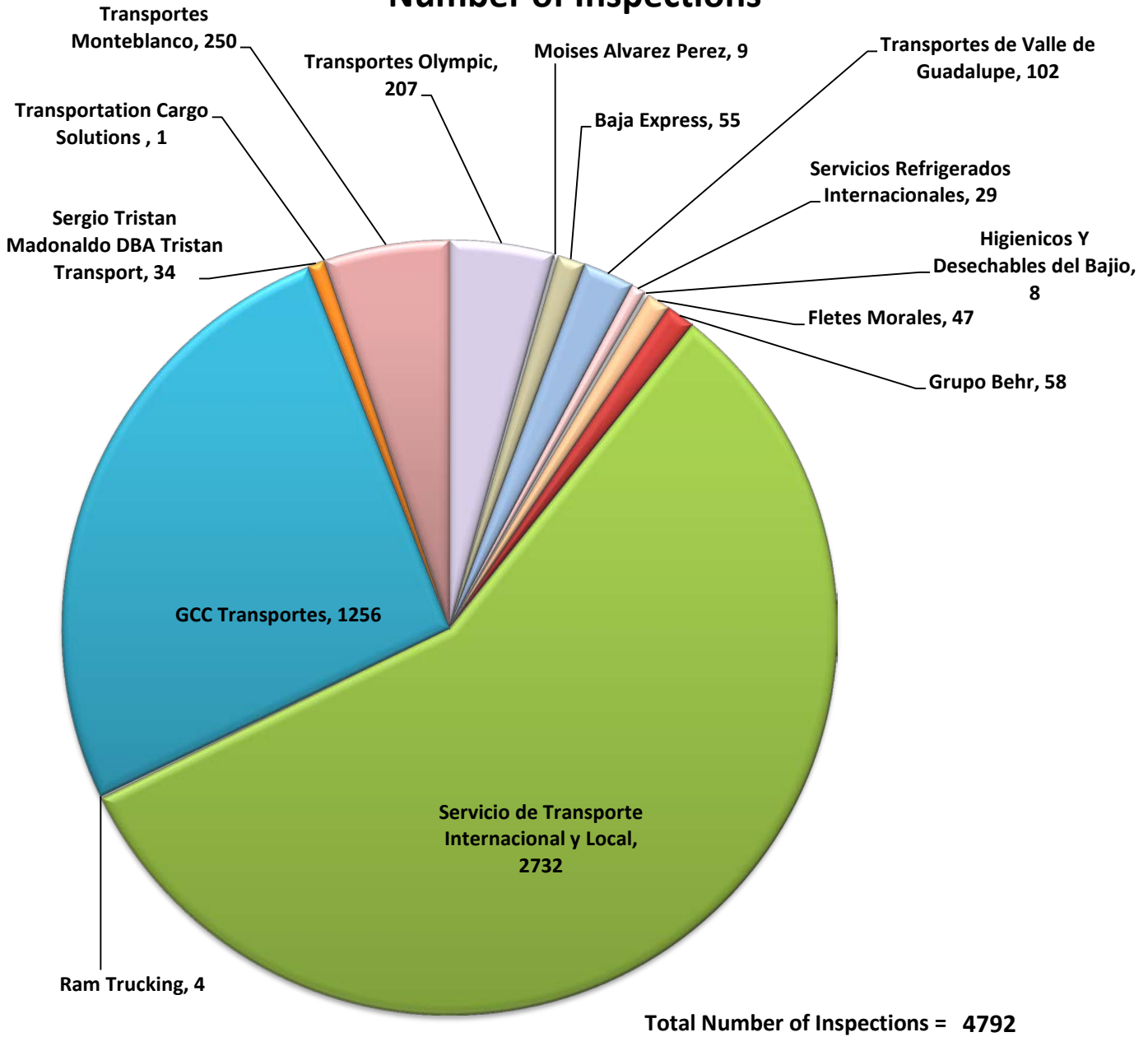


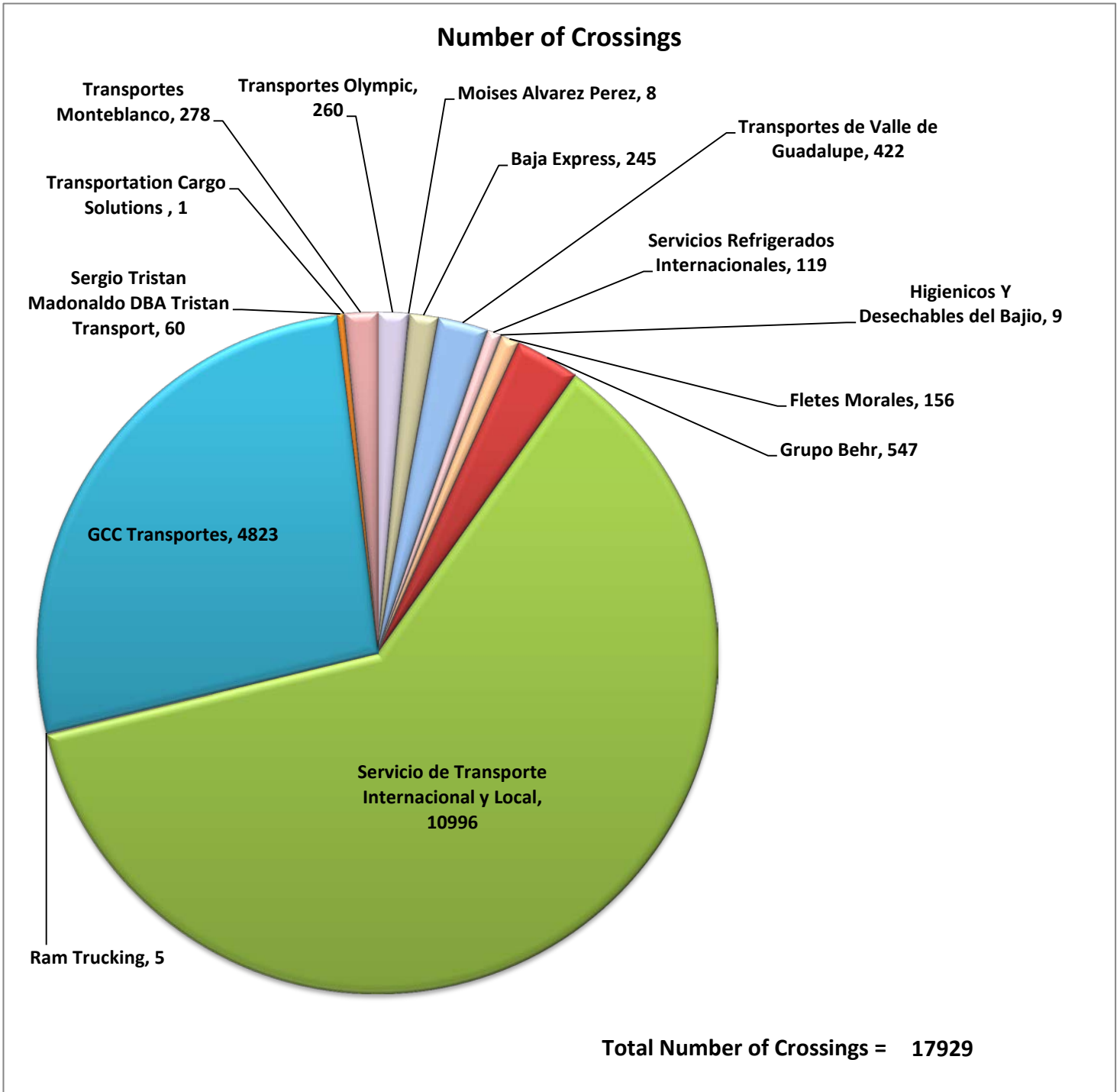
Number of Inspections



*Aggregate Data thru April 20, 2014

| Carrier Name | Number of Inspections |
|--|-----------------------|
| Transportes Olympic | 207 |
| Moises Alvarez Perez | 9 |
| Baja Express | 55 |
| Transportes de Valle de Guadalupe | 102 |
| Servicios Refrigerados Internacionales | 29 |
| Higienicos Y Desechables del Bajio | 8 |
| Fletes Morales | 47 |
| Grupo Behr | 58 |
| Servicio de Transporte Internacional y Local | 2732 |
| Ram Trucking | 4 |
| GCC Transportes | 1256 |
| Sergio Tristan Madonaldo DBA Tristan Transport | 34 |
| Transportation Cargo Solutions | 1 |

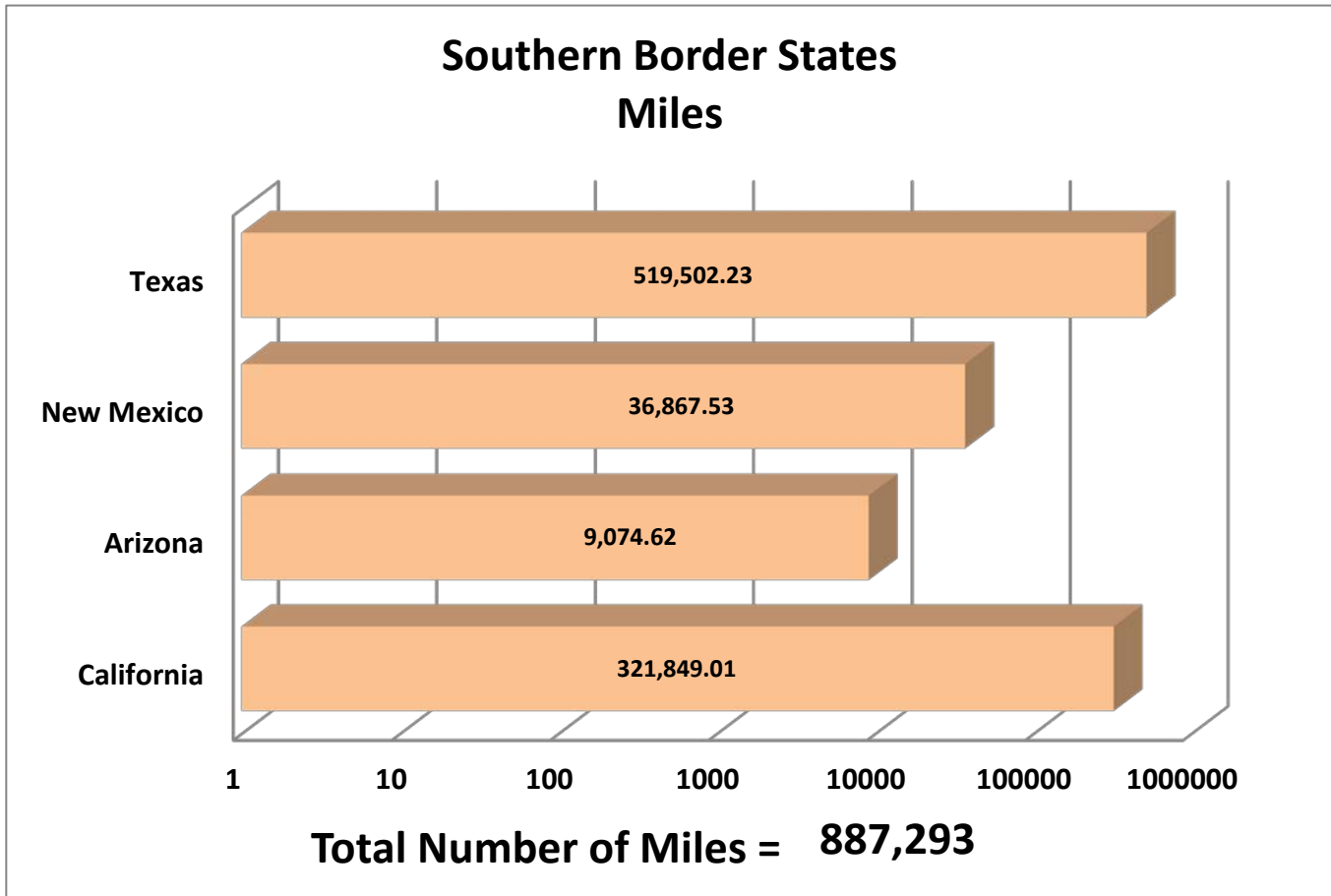
| | |
|------------------------------------|--------------|
| Transportes Monteblanco | 250 |
| Total Number of Inspections | 4,792 |



*Aggregate Data thru April 20, 2014

| Carrier Name | Number of Crossings |
|---|---------------------|
| TRANSPORTES OLYMPIC | 260 |
| MOISES ALVAREZ PEREZ | 8 |
| BAJA EXPRESS TRANSPORTES SA DE CV | 245 |
| TRANSPORTES DEL VALLE DE GUADALUPE SA DE CV | 422 |
| SERVICIOS REFRIGERADOS INTERNACIONALES SA DE CV | 119 |
| HIGIENICOS Y DESECHABLES DEL BAJIO SA DE CV | 9 |
| JOSE GUADALUPE MORALES GUEVARA DBA FLETES MORALES | 156 |
| GRUPO BEHR | 547 |
| SERVICIOS DE TRANSPORTE INTERNACIONAL Y LOCAL | 10996 |
| RAM TRUCKING | 5 |

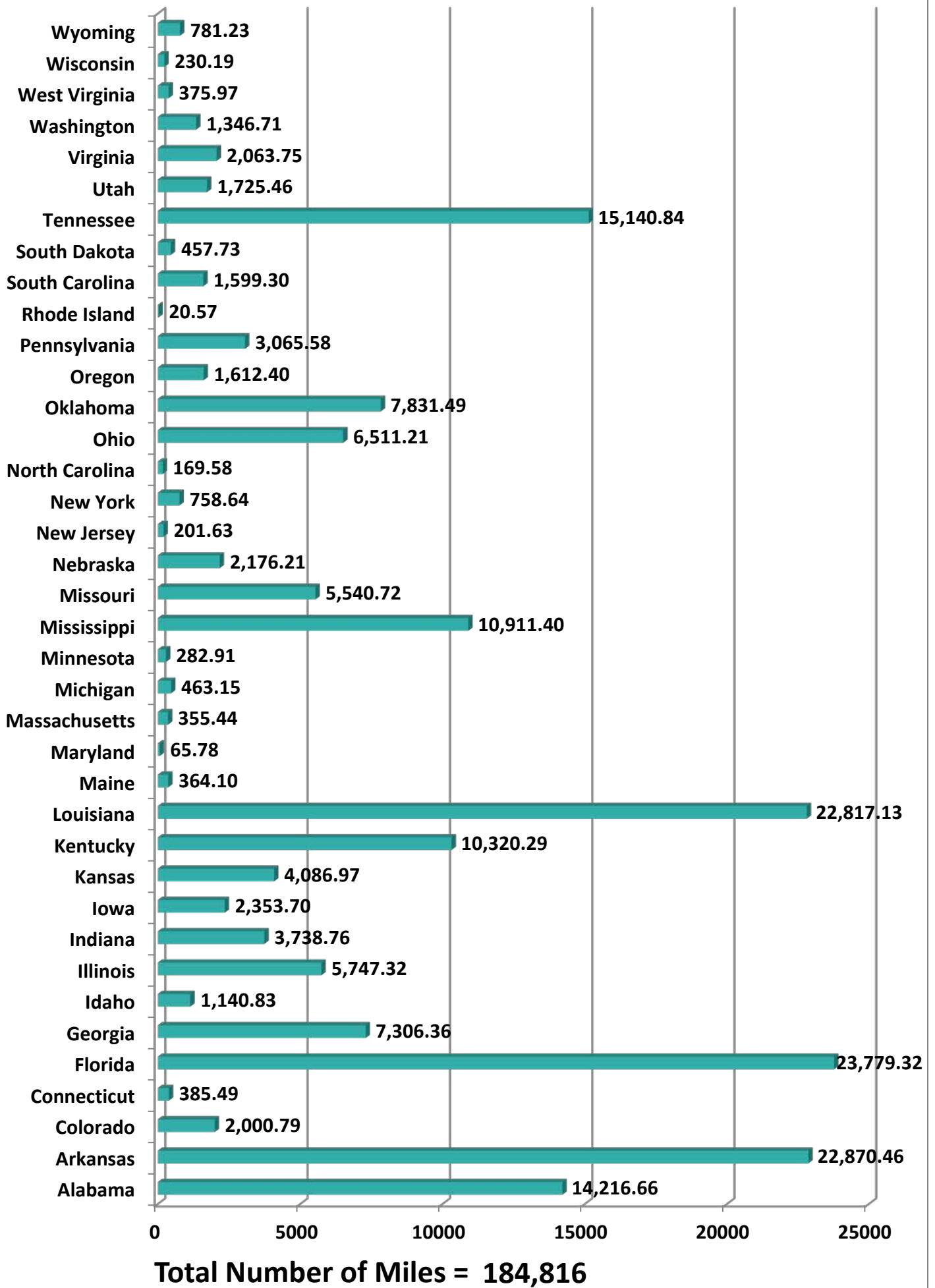
| | |
|--|---------------|
| GCC TRANSPORTE SA DE CV | 4823 |
| SERGIO TRISTAN MADONALDO DBA TRISTAN TRANSPORT | 60 |
| TRANSPORTATION AND CARGO SOLUTIONS | 1 |
| TRANSPORTES MONTEBLANCO | 278 |
| Total Number of Crossings | 17,929 |



*Aggregate Data thru April 20, 2014

| Southern Border States | Number of Miles |
|---|-----------------|
| California | 321,849.01 |
| Arizona | 9,074.62 |
| New Mexico | 36,867.53 |
| Texas | 519,502.23 |
| Total Southern Border States Miles | 887,293 |

Non-Border States Miles

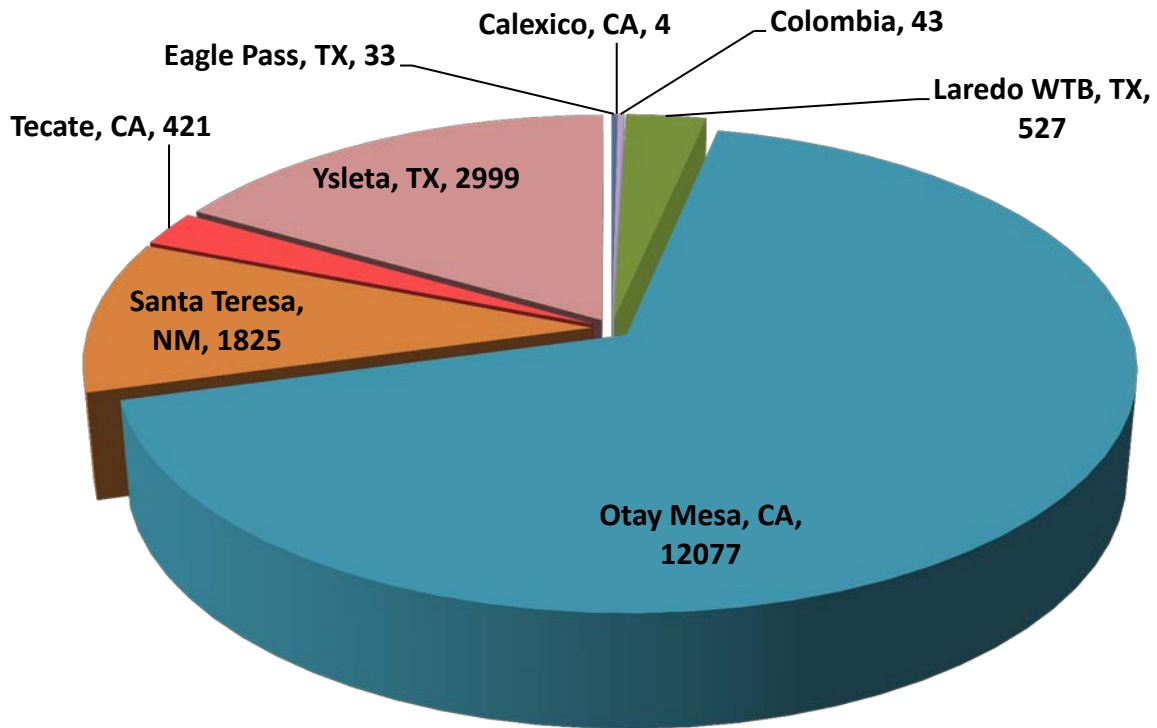


*Aggregate Data thru April 20, 2014

| Non- Border States Miles | Number of Miles |
|--------------------------|-----------------|
| Alabama | 14,216.66 |
| Arkansas | 22,870.46 |
| Colorado | 2,000.79 |

| | |
|--------------------------------------|----------------|
| Connecticut | 385.49 |
| Florida | 23,779.32 |
| Georgia | 7,306.36 |
| Idaho | 1,140.83 |
| Illinois | 5,747.32 |
| Indiana | 3,738.76 |
| Iowa | 2,353.70 |
| Kansas | 4,086.97 |
| Kentucky | 10,320.29 |
| Louisiana | 22,817.13 |
| Maine | 364.10 |
| Maryland | 65.78 |
| Massachusetts | 355.44 |
| Michigan | 463.15 |
| Minnesota | 282.91 |
| Mississippi | 10,911.40 |
| Missouri | 5,540.72 |
| Nebraska | 2,176.21 |
| New Jersey | 201.63 |
| New York | 758.64 |
| North Carolina | 169.58 |
| Ohio | 6,511.21 |
| Oklahoma | 7,831.49 |
| Oregon | 1,612.40 |
| Pennsylvania | 3,065.58 |
| Rhode Island | 20.57 |
| South Carolina | 1,599.30 |
| South Dakota | 457.73 |
| Tennessee | 15,140.84 |
| Utah | 1,725.46 |
| Virginia | 2,063.75 |
| Washington | 1,346.71 |
| West Virginia | 375.97 |
| Wisconsin | 230.19 |
| Wyoming | 781.23 |
| Total Non-Border States Miles | 184,816 |

Crossing Locations



*Aggregate Data thru April 20, 2014

| Crossings Locations | |
|---------------------|-------|
| Eagle Pass, TX | 33 |
| Calexico, CA | 4 |
| Colombia | 43 |
| Laredo WTB, TX | 527 |
| Otay Mesa, CA | 12077 |
| Santa Teresa, NM | 1825 |
| Tecate, CA | 421 |
| Ysleta, TX | 2999 |