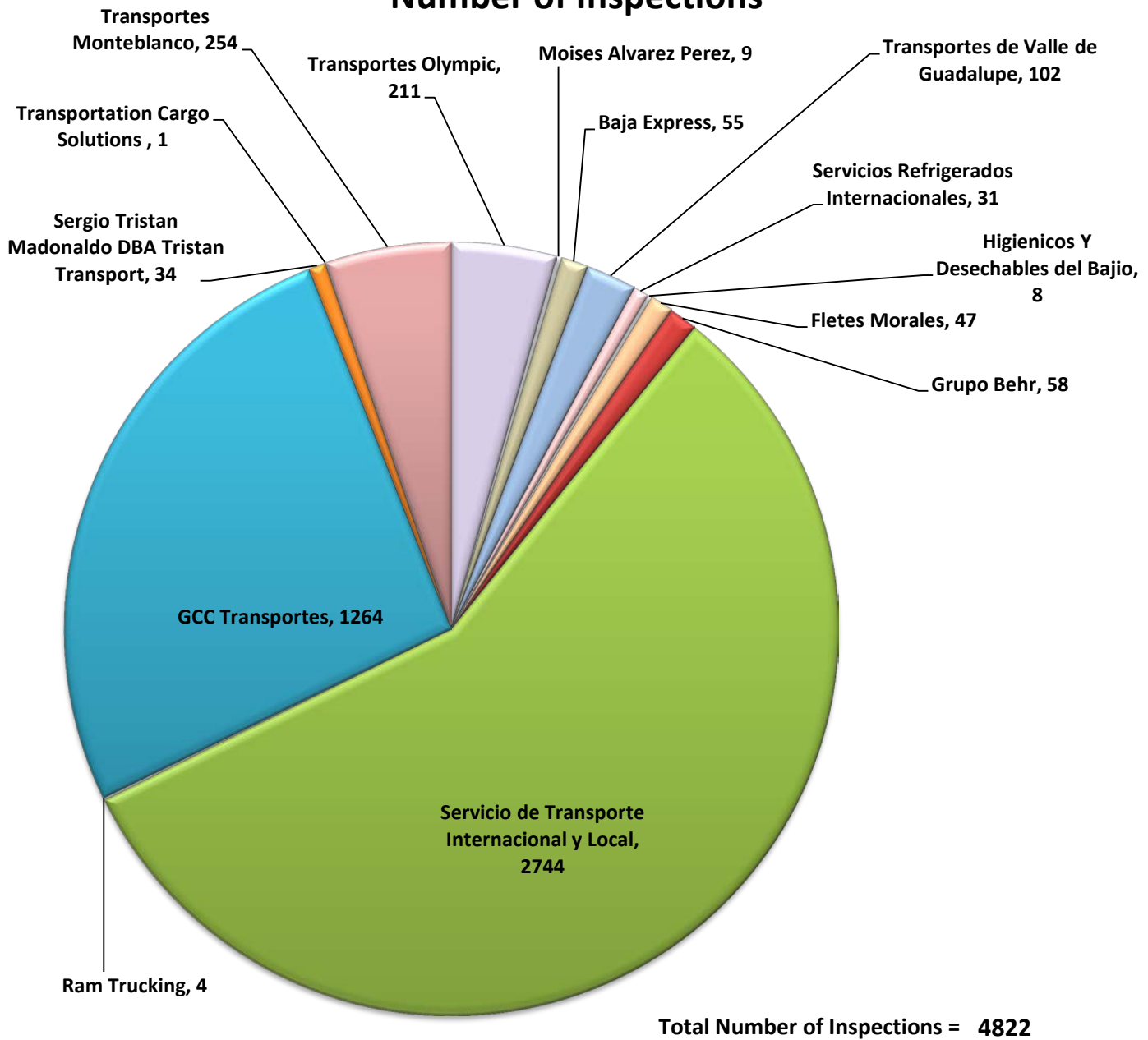


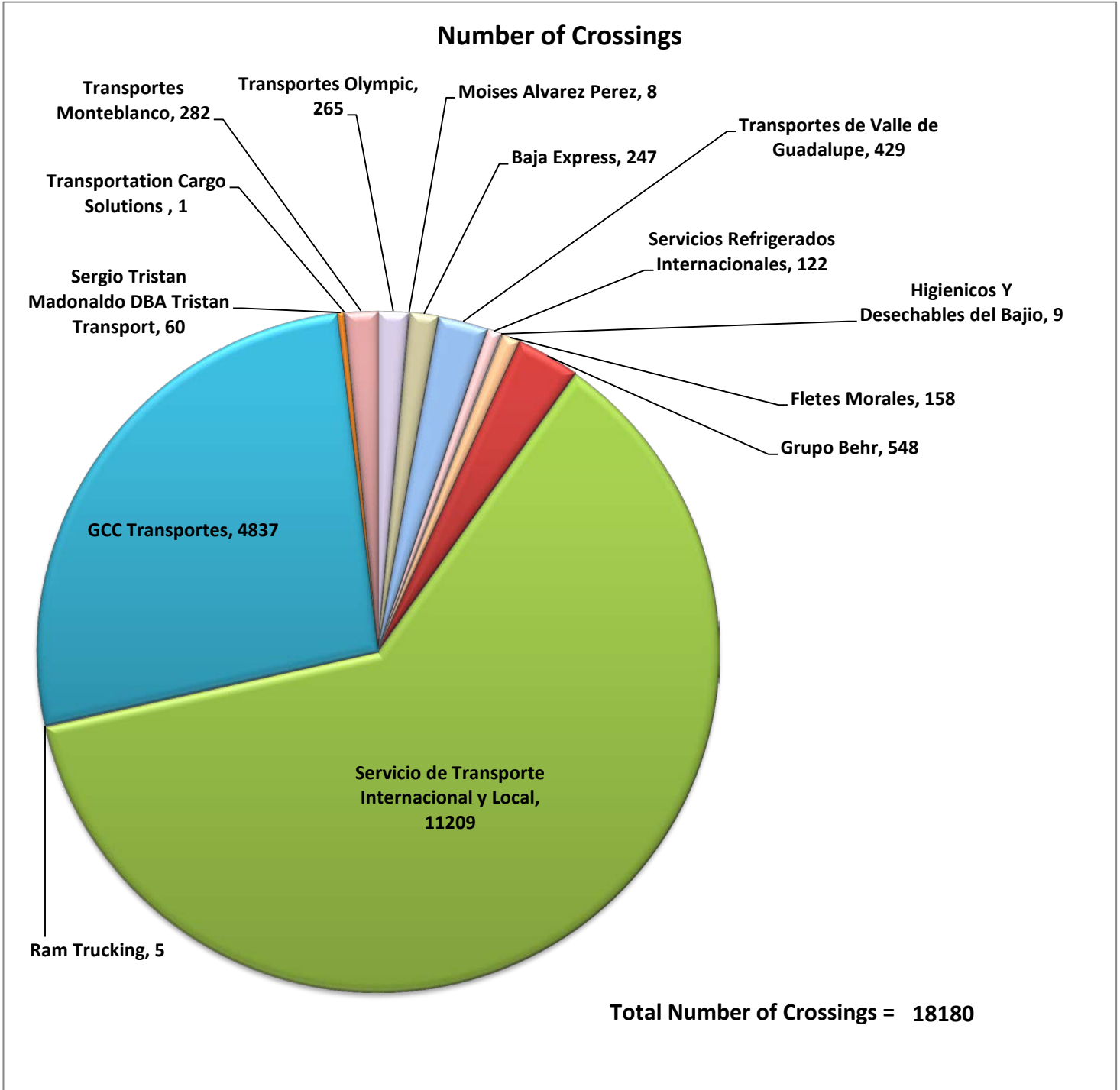
## Number of Inspections



**\*Aggregate Data thru April 27, 2014**

| Carrier Name                                   | Number of Inspections |
|--|-----------------------|
| Transportes Olympic                            | 211                   |
| Moises Alvarez Perez                           | 9                     |
| Baja Express                                   | 55                    |
| Transportes de Valle de Guadalupe              | 102                   |
| Servicios Refrigerados Internacionales         | 31                    |
| Higienicos Y Desechables del Bajio             | 8                     |
| Fletes Morales                                 | 47                    |
| Grupo Behr                                     | 58                    |
| Servicio de Transporte Internacional y Local   | 2744                  |
| Ram Trucking                                   | 4                     |
| GCC Transportes                                | 1264                  |
| Sergio Tristan Madonaldo DBA Tristan Transport | 34                    |
| Transportation Cargo Solutions                 | 1                     |

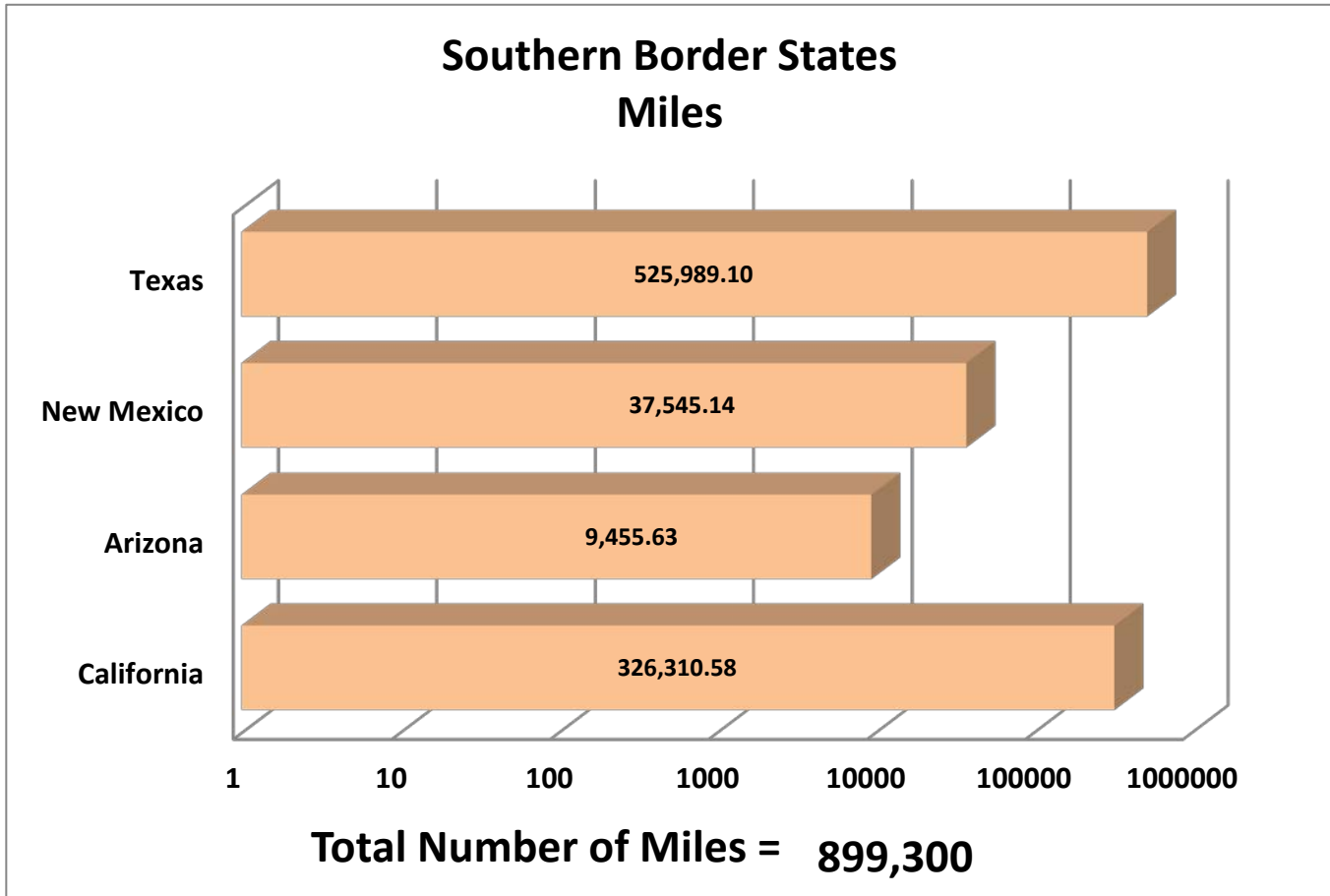
|                                    |             |
|------------------------------------|-------------|
| Transportes Monteblanco            | 254         |
| <b>Total Number of Inspections</b> | <b>4822</b> |



\*Aggregate Data thru April 27, 2014

| Carrier Name                                      | Number of Crossings |
|---|---------------------|
| TRANSPORTES OLYMPIC                               | 265                 |
| MOISES ALVAREZ PEREZ                              | 8                   |
| BAJA EXPRESS TRANSPORTES SA DE CV                 | 247                 |
| TRANSPORTES DEL VALLE DE GUADALUPE SA DE CV       | 429                 |
| SERVICIOS REFRIGERADOS INTERNACIONALES SA DE CV   | 122                 |
| HIGIENICOS Y DESECHABLES DEL BAJIO SA DE CV       | 9                   |
| JOSE GUADALUPE MORALES GUEVARA DBA FLETES MORALES | 158                 |
| GRUPO BEHR  | 548                 |
| SERVICIOS DE TRANSPORTE INTERNACIONAL Y LOCAL     | 11209               |
| RAM TRUCKING                                      | 5                   |

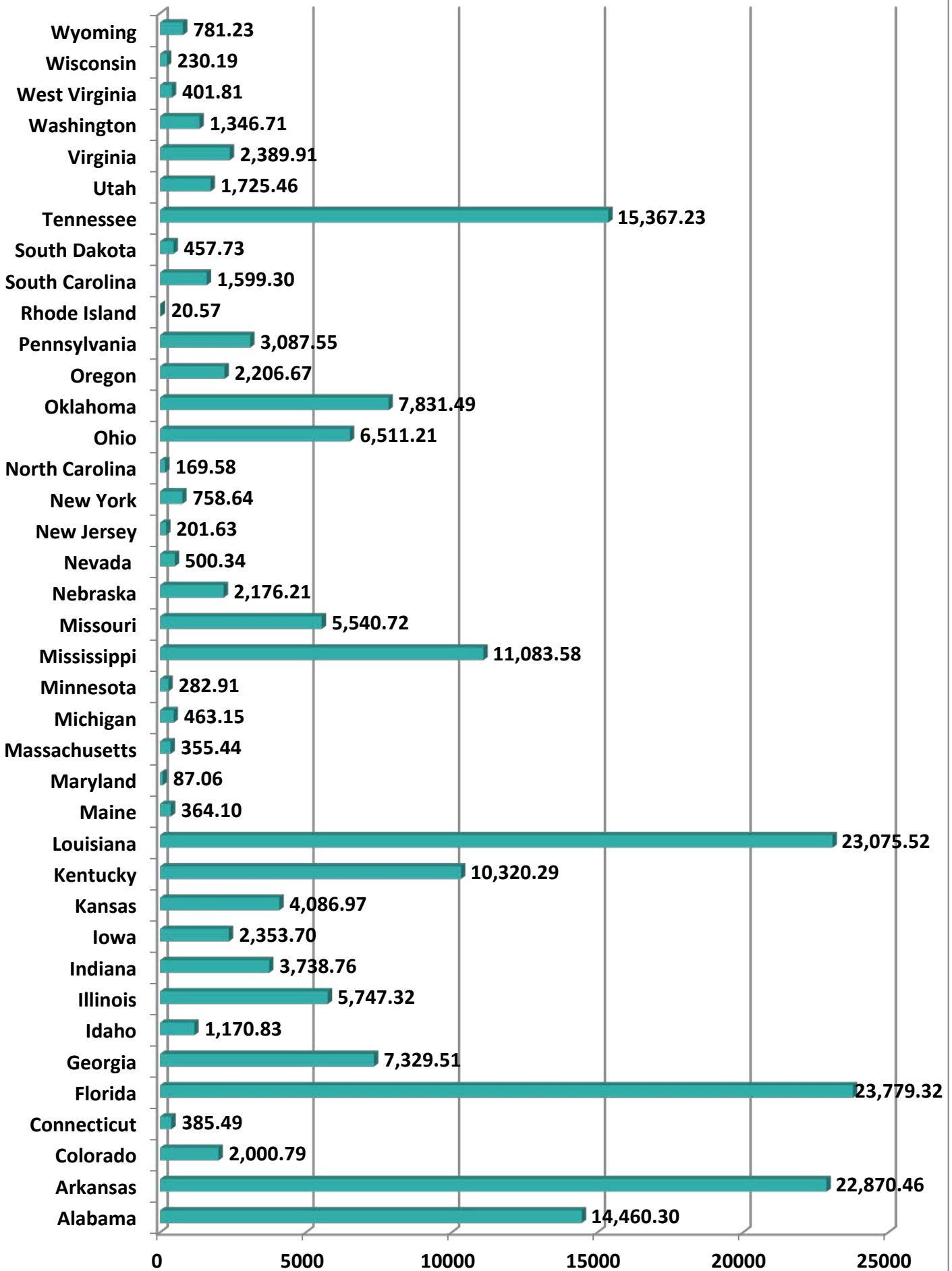
|  |               |
|--|---------------|
| GCC TRANSPORTE SA DE CV                        | 4837          |
| SERGIO TRISTAN MADONALDO DBA TRISTAN TRANSPORT | 60            |
| TRANSPORTATION AND CARGO SOLUTIONS             | 1             |
| TRANSPORTES MONTEBLANCO                        | 282           |
| <b>Total Number of Crossings</b>               | <b>18,180</b> |



\*Aggregate Data thru April 27, 2014

| Southern Border States                    | Number of Miles |
|---|-----------------|
| California                                | 326,310.58      |
| Arizona                                   | 9,455.63        |
| New Mexico                                | 37,545.14       |
| Texas                                     | 525,989.10      |
| <b>Total Southern Border States Miles</b> | <b>899,300</b>  |

## Non-Border States Miles



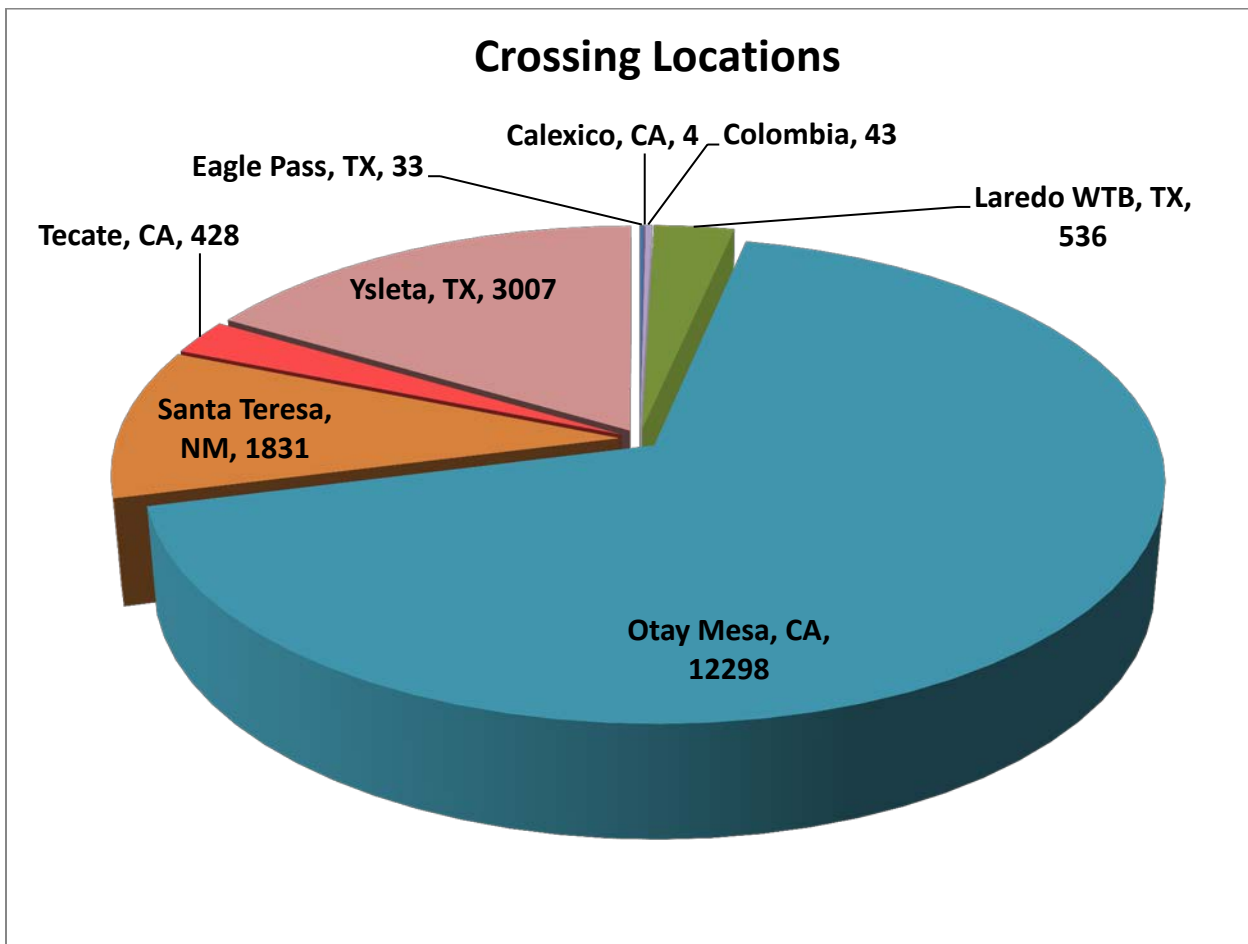
**Total Number of Miles = 187,260**

\*Aggregate Data thru April 27, 2014

| Non- Border States Miles | Number of Miles |
|--------------------------|-----------------|
| Alabama                  | 14,460.30       |
| Arkansas                 | 22,870.46       |

|                |           |
|----------------|-----------|
| Colorado       | 2,000.79  |
| Connecticut    | 385.49    |
| Florida        | 23,779.32 |
| Georgia        | 7,329.51  |
| Idaho          | 1,170.83  |
| Illinois       | 5,747.32  |
| Indiana        | 3,738.76  |
| Iowa           | 2,353.70  |
| Kansas         | 4,086.97  |
| Kentucky       | 10,320.29 |
| Louisiana      | 23,075.52 |
| Maine          | 364.10    |
| Maryland       | 87.06     |
| Massachusetts  | 355.44    |
| Michigan       | 463.15    |
| Minnesota      | 282.91    |
| Mississippi    | 11,083.58 |
| Missouri       | 5,540.72  |
| Nebraska       | 2,176.21  |
| Nevada         | 500.34    |
| New Jersey     | 201.63    |
| New York       | 758.64    |
| North Carolina | 169.58    |
| Ohio           | 6,511.21  |
| Oklahoma       | 7,831.49  |
| Oregon         | 2,206.67  |
| Pennsylvania   | 3,087.55  |
| Rhode Island   | 20.57     |
| South Carolina | 1,599.30  |
| South Dakota   | 457.73    |
| Tennessee      | 15,367.23 |
| Utah           | 1,725.46  |
| Virginia       | 2,389.91  |
| Washington     | 1,346.71  |
| West Virginia  | 401.81    |
| Wisconsin      | 230.19    |

|                                      |                |
|--------------------------------------|----------------|
| Wyoming                              | 781.23         |
| <b>Total Non-Border States Miles</b> | <b>187,260</b> |



\*Aggregate Data thru April 27, 2014

| Crossings Locations |       |
|---------------------|-------|
| Eagle Pass, TX      | 33    |
| Calexico, CA        | 4     |
| Colombia            | 43    |
| Laredo WTB, TX      | 536   |
| Otay Mesa, CA       | 12298 |
| Santa Teresa, NM    | 1831  |
| Tecate, CA          | 428   |
| Ysleta, TX          | 3007  |