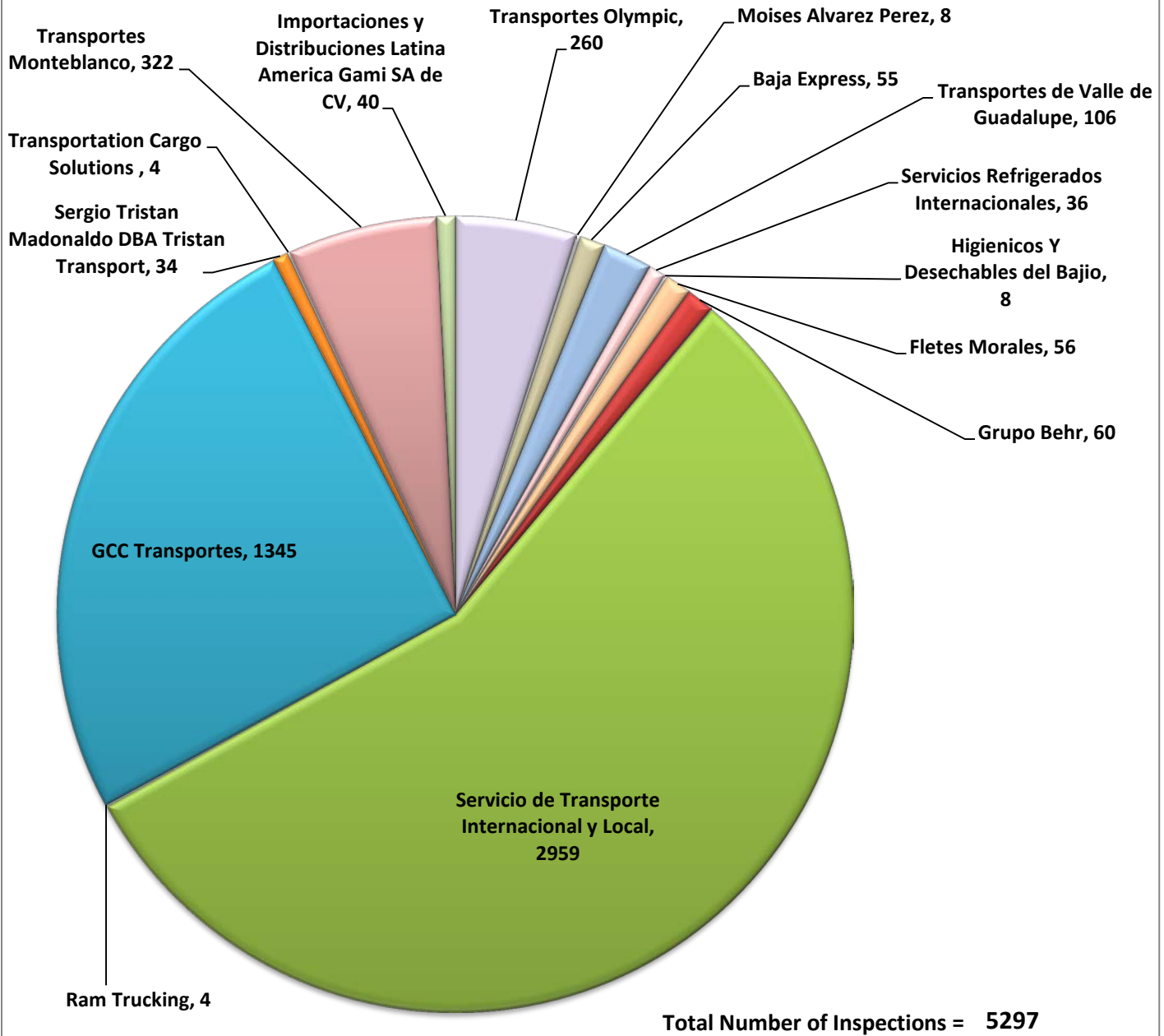


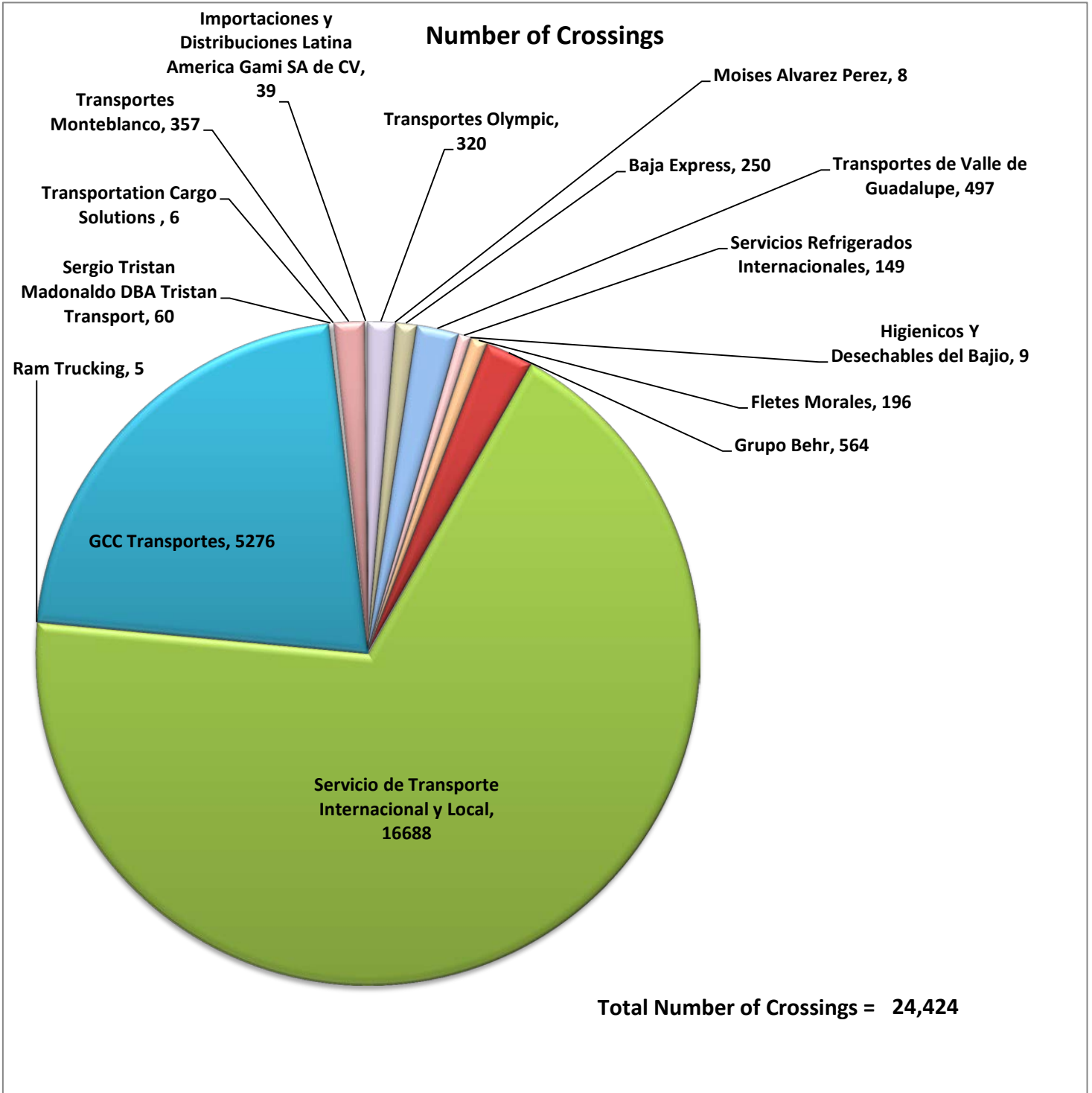
Number of Inspections



***Aggregate Data thru August 10, 2014**

| Carrier Name | Number of Inspections |
|--|-----------------------|
| Transportes Olympic | 260 |
| Moises Alvarez Perez | 8 |
| Baja Express | 55 |
| Transportes de Valle de Guadalupe | 106 |
| Servicios Refrigerados Internacionales | 36 |
| Higienicos Y Desechables del Bajio | 8 |
| Fletes Morales | 56 |
| Grupo Behr | 60 |
| Servicio de Transporte Internacional y Local | 2959 |
| Ram Trucking | 4 |
| GCC Transportes | 1345 |
| Sergio Tristan Madonaldo DBA Tristan Transport | 34 |
| Transportation Cargo Solutions | 4 |

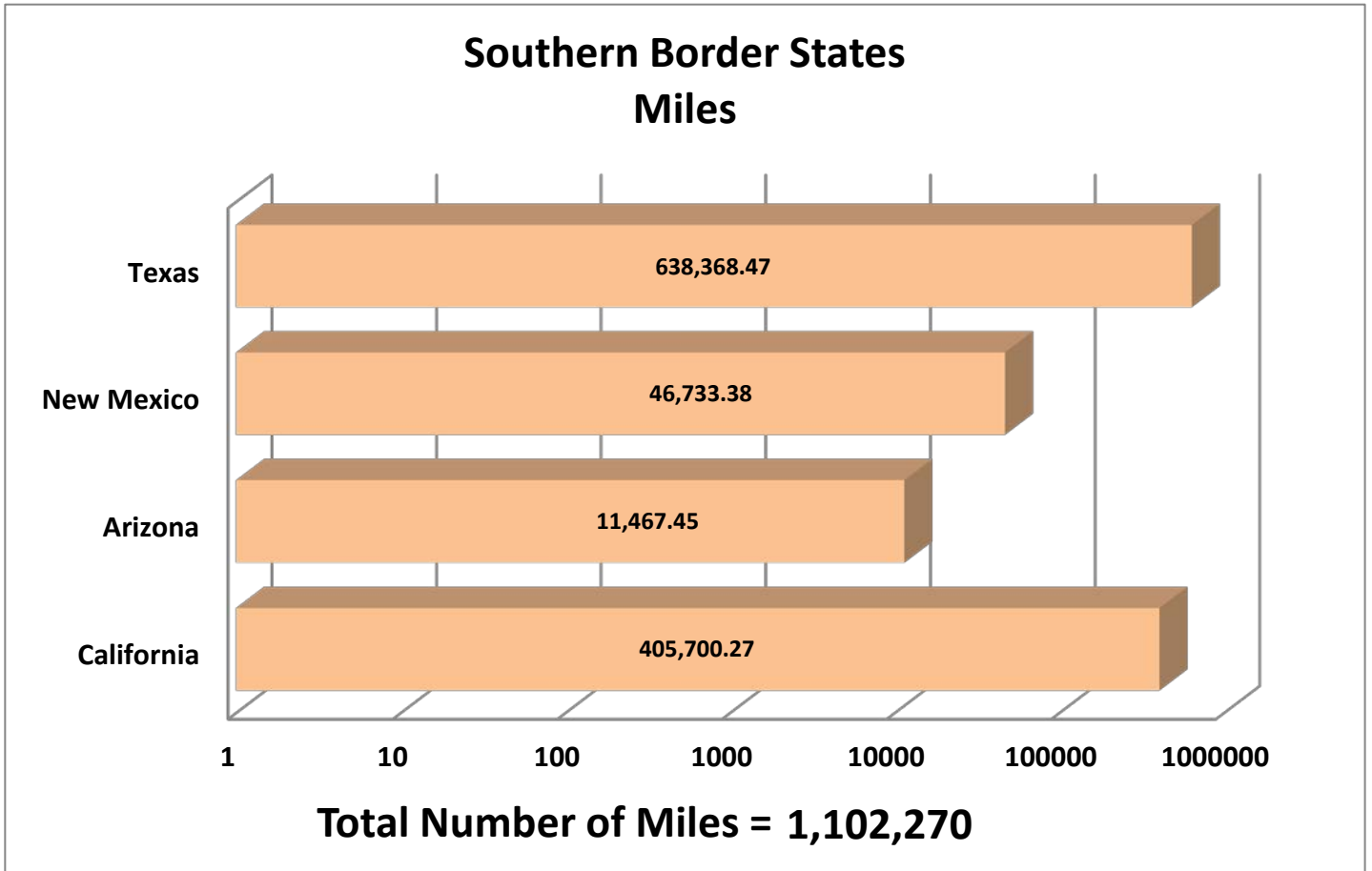
| | |
|---|--------------|
| Transportes Monteblanco | 322 |
| Importaciones y Distribuciones Latina America Gami SA de CV | 40 |
| Total Number of Inspections | 5,297 |



*Aggregate Data thru August 10, 2014

| Carrier Name | Number of Crossings |
|---|---------------------|
| TRANSPORTES OLYMPIC | 320 |
| MOISES ALVAREZ PEREZ | 8 |
| BAJA EXPRESS TRANSPORTES SA DE CV | 250 |
| TRANSPORTES DEL VALLE DE GUADALUPE SA DE CV | 497 |
| SERVICIOS REFRIGERADOS INTERNACIONALES SA DE CV | 149 |
| HIGIENICOS Y DESECHABLES DEL BAJIO SA DE CV | 9 |
| JOSE GUADALUPE MORALES GUEVARA DBA FLETES MORALES | 196 |
| GRUPO BEHR | 564 |

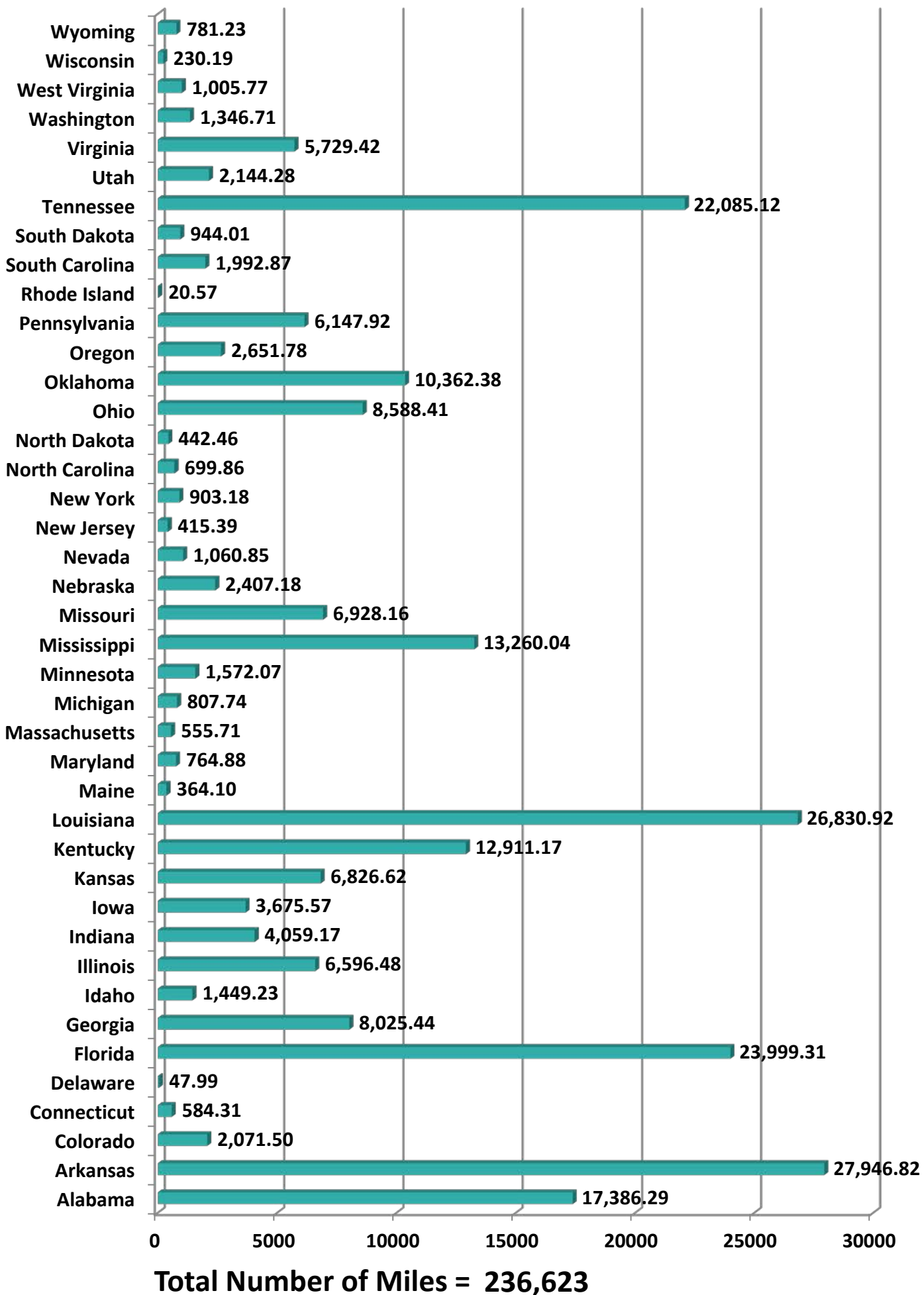
| | |
|---|---------------|
| SERVICIOS DE TRANSPORTE INTERNACIONAL Y LOCAL | 16688 |
| RAM TRUCKING | 5 |
| GCC TRANSPORTE SA DE CV | 5276 |
| SERGIO TRISTAN MADONALDO DBA TRISTAN TRANSPORT | 60 |
| TRANSPORTATION AND CARGO SOLUTIONS | 6 |
| TRANSPORTES MONTEBLANCO | 357 |
| Importaciones y Distribuciones Latina America Gami SA de CV | 39 |
| Total Number of Crossings | 24,424 |



*Aggregate Data thru August 10, 2014

| Southern Border States | Number of Miles |
|---|------------------|
| California | 405,700.27 |
| Arizona | 11,467.45 |
| New Mexico | 46,733.38 |
| Texas | 638,368.47 |
| Total Southern Border States Miles | 1,102,270 |

Non-Border States Miles

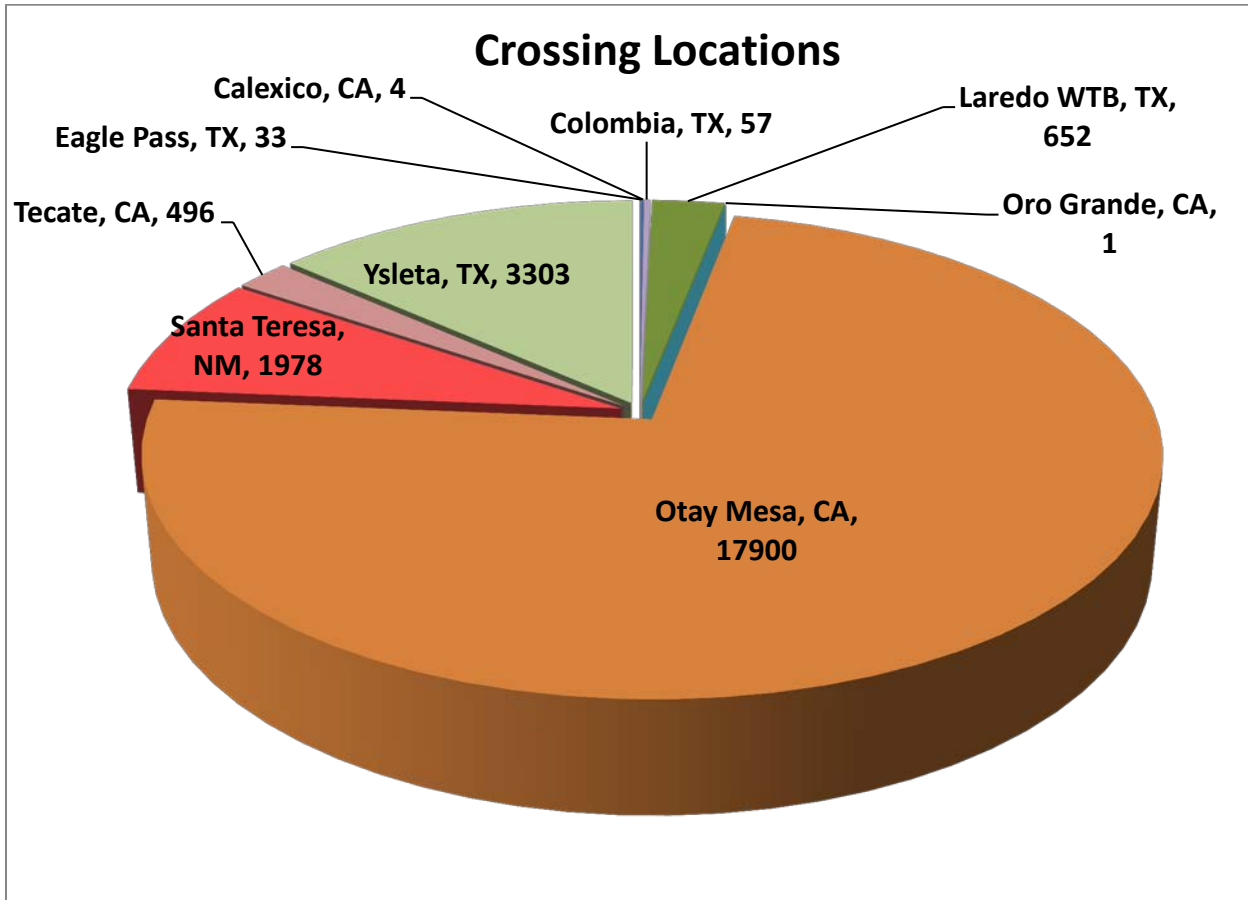


*Aggregate Data thru August 10, 2014

| Non- Border States Miles | Number of Miles |
|--------------------------|-----------------|
| Alabama | 17,386.29 |
| Arkansas | 27,946.82 |
| Colorado | 2,071.50 |

| | |
|----------------|-----------|
| Connecticut | 584.31 |
| Delaware | 47.99 |
| Florida | 23,999.31 |
| Georgia | 8,025.44 |
| Idaho | 1,449.23 |
| Illinois | 6,596.48 |
| Indiana | 4,059.17 |
| Iowa | 3,675.57 |
| Kansas | 6,826.62 |
| Kentucky | 12,911.17 |
| Louisiana | 26,830.92 |
| Maine | 364.10 |
| Maryland | 764.88 |
| Massachusetts | 555.71 |
| Michigan | 807.74 |
| Minnesota | 1,572.07 |
| Mississippi | 13,260.04 |
| Missouri | 6,928.16 |
| Nebraska | 2,407.18 |
| Nevada | 1,060.85 |
| New Jersey | 415.39 |
| New York | 903.18 |
| North Carolina | 699.86 |
| North Dakota | 442.46 |
| Ohio | 8,588.41 |
| Oklahoma | 10,362.38 |
| Oregon | 2,651.78 |
| Pennsylvania | 6,147.92 |
| Rhode Island | 20.57 |
| South Carolina | 1,992.87 |
| South Dakota | 944.01 |
| Tennessee | 22,085.12 |
| Utah | 2,144.28 |
| Virginia | 5,729.42 |
| Washington | 1,346.71 |
| West Virginia | 1,005.77 |

| | |
|--------------------------------------|----------------|
| Wisconsin | 230.19 |
| Wyoming | 781.23 |
| Total Non-Border States Miles | 236,623 |



***Aggregate Data thru August 10, 2014**

| Crossings Locations | |
|---------------------|-------|
| Eagle Pass, TX | 33 |
| Calexico, CA | 4 |
| Colombia | 57 |
| Laredo WTB, TX | 652 |
| Oro Grande, CA | 1 |
| Otay Mesa, CA | 17900 |
| Santa Teresa, NM | 1978 |
| Tecate, CA | 496 |
| Ysleta, TX | 3303 |